


## **"RED" PINCH WELD ADAPTER – OVERALL BEST PICK FOR 4BW**

[Amazon.com: POTAUTO Universal Aluminum Grooved Magnetic Jack Pad Jacking Puck Pinch Weld \(Slot Width 0.39 Inch\) Frame Rail Adapter for Vehicles \(Qty 1, Red\) : Automotive](https://www.amazon.com/POTAUTO-Universal-Aluminum-Grooved-Magnetic-Jack-Pad-Jacking-Puck-Pinch-Weld-Slot-Width-0.39-Inch-Frame-Rail-Adapter-for-Vehicles-Qty-1-Red/dp/B08L5K3K3K)

- Best fitment
- While it does sit closer to the rockers, this adapter provides the most stable lifting point of all methods I have tested so far
- Fits both the front and the rear of the 4BW



Universal Aluminum Grooved Magnetic Jack Pad Jacking Puck Pinch Weld (0.39) Inches Frame Rail Adapter (Qty 1, Red)

Brand: Potauto  
4.6 ★★★★★ 1,403 ratings | Search this page  
200+ bought in past month

\$11.95

prime One-Day  
FREE Returns

Get a \$100 Amazon Gift Card instantly upon approval for Prime Visa. No annual fee.

Color: Aluminum (Red)

0.39	\$11.95	0.39	\$11.95
prime		prime	

Brand: Potauto  
Color: Aluminum (Red)

Vehicle Service Type	Material
Car	Aluminum

**About this item**

- ▼ Reinforced structural support at base and corners. Stronger, more durable!
- ▼ This large slotted jack pad is designed to fit the pinch weld width 0.39" on most vehicles' body, in order to jack up vehicles safely without any damage to the pinch weld or Rocker Panel.


## **“ORANGE” PINCH WELD ADAPTER – WOULD NOT RECOMMEND**

[Amazon.com: DEDC Universal Aluminum Grooved Magnetic Jack Pad, Jacking Puck Pinch Weld Frame Rail Adapter \(Orange\) : Automotive](https://www.amazon.com/DEDC-Universal-Aluminum-Grooved-Magnetic-Jack-Pad-Jacking-Puck-Pinch-Weld-Frame-Rail-Adapter-Orange/dp/B07K1K1K1K)

- DURING TESTING THE PINCH WELD ADAPTER HAD BETTER CLEARANCE TO THE PLASTIC ROCKERS
- **WAS UNSTABLE UNDER LOAD – PRONE TO ROCKING BACK AND FORTH (RISK OF BENDING/DAMAGING PINCH WELDS)**



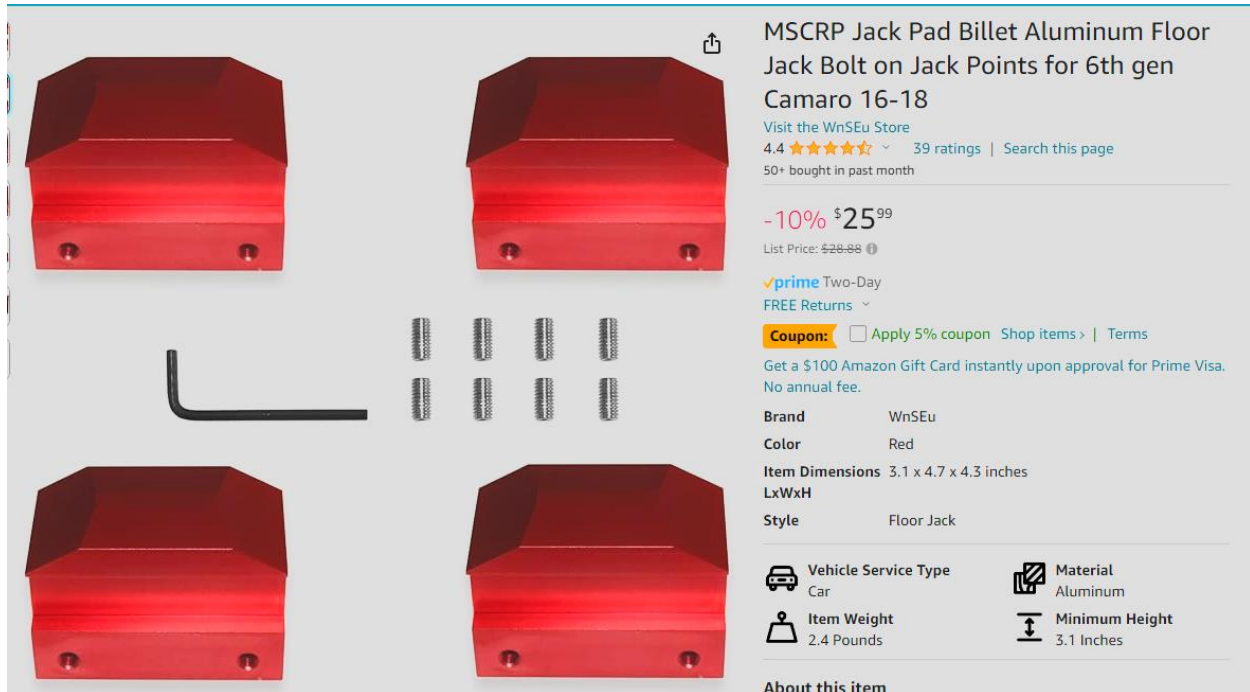
See the “rocking” of the adapter below – contact/stability is much better with the red one



## ZL1ADDONS STEALTH STYLE ADAPTERS – MAYBE

[Amazon.com: MSCRP Jack Pad Billet Aluminum Floor Jack Bolt on Jack Points for 6th gen Camaro 16-18 : Automotive](https://www.amazon.com/MSCRP-Jack-Pad-Billet-Aluminum-Floor-Jack-Bolt-on-Jack-Points-for-6th-gen-Camaro-16-18-Automotive/dp/B075L3Y8YD)

- I wanted to give these a shot since they work for the 5BW, but the adapter is far wider and will require extensive trimming of the rockers
- May still be an option for those willing to use a Dremel on the rocker plastic area (Possibly a more convenient option for use with a quickjack setup)



## **RUBBER POWER PAD - OPTIONAL**

[Amazon.com: PLANGER® - Power PAD Flat - Premium Rubber Jack Pad for Trolley Jack, Vehicle Lift and Axle Stand - Universal Usage - Protects Your Car, SUV and Vehicles with Pinch Weld Sill - Perfect for car Tuning : Patio, Lawn & Garden](#)

- I have a 3-ton floor jack with a very large saddle, which prohibits direct access to the pinch weld adapters when installed in both the front and rear of the vehicle
- Rather than using hockey pucks (which can slip), I use these rubber pads instead
- They have a tad more “give” and make a very reliable connection between the saddle pad and the adapter



Roll over image to zoom in

**PLANGER® - Power PAD Flat - Premium Rubber Jack Pad for Trolley Jack, Vehicle Lift and Axle Stand - Universal Usage - Protects Your Car, SUV and Vehicles with Pinch Weld Sill - Perfect for car Tuning**

Brand: PLANGER  
4.3 ★★★★★ 5,175 ratings | Search this page  
300+ bought in past month

**\$11<sup>96</sup>**

✓prime One-Day  
FREE Returns

Get a \$100 Amazon Gift Card instantly upon approval for Prime Visa. No annual fee.

Color: **Power PAD flat**

\$11.96 ✓prime	\$15.00 ✓prime
----------------	----------------

- **EASY TO USE** - The Power Pad flat is perfectly suitable for various car bodies and jacks (e.g. Unitec, Michelin etc.) The application is quick, uncomplicated, slip-proof and accurate!
- **REAL QUALITY** - Due to our special rubber compound, you will enjoy our product for years. Choose premium protection.
- **PRODUCT PROPERTIES** - Material: Very robust NR/SBR rubber (80 Shore A) // Dimensions: Diameter top = 65mm , Diameter bottom (attachment for jack) = 38mm, // Suitable for cars up to 3.5T. // IMPORTANT: Before buying, check the dimensions of your car and jack and compare them with the dimensions in picture 4.



## HOW TO LIFT YOUR CT4-V BLACKWING WITH A FLOOR JACK

- Lifting a 4BW is accomplished using the pinch welds. (SEE BELOW)
- Here is the front: **NOTE THE REINFORCED SECTION OF THE PINCH WELD. THIS IS YOUR CONTACT POINT**




- Red pinch weld adapter installed (FRONT)



FRONT

- Here is the front lifted off the ground (I need the power pad to access the adapter)



FRONT


- Here is the rear pinch weld – the black component to the left of the red lifting area sits lower than the lowest point on the pinch weld. A lift pad or hockey puck is required to avoid contact with the rear suspension cradle (orange arrow)



REAR



- The red pinch adapter will only seat itself properly if installed and gently slid back and forth until it “drops” into place – THIS WILL BE TOWARDS THE REAR OF THE CAR
  - At this point, the magnet will engage and hold the adapter in place – *NOTE: Double-check that you have removed all pinch weld adapters after any lift procedure, running one of these over would be gnarly*



REAR

(ARROW INDICATES FORWARD DIRECTION OF TRAVEL)



- REAR OF VEHICLE LIFTED



REAR



REAR